





UR
Gravity band filter
0,2 - 30 m²
with and without magnetic preseparation



Liqui
FILTER

pure. clean.

Dimension/Capacity table

Type	l/min.	l/min.	A	B	C	C	D	E	F	G	H	J	K	L	M	N	O	O	Tank capacity	Tank capacity
	Emul.	Oil*			Size I	Size II											Size I	Size II	Size I	Size II
UR 1000	15	10	845	530	230	240	101	670	495	150	400	410	340	140	R 1"	965	615	625	100	105
UR 1011	30	20	1140	530	230	400	101	965	495	150	400	460	390	140	R 1½"	1260	615	685	130	170
UR 1020	60	40	1356	650	230	400	101	1180	615	200	575	765	675	140	R 2"	1476	790	960	195	340
UR 1030	100	70	1536	850	230	500	101	1360	815	200	575	765	675	140	R 2"	1656	790	1060	285	640
UR 1040	150	100	1896	850	230	500	141	1720	815	200	575	845	755	140	R 2½"	2016	790	1060	355	790
UR 1050	200	140	1965	1122	260	400	141	1815	1085	200	575	1100	950	194	R 2½"	2139	820	960	550	860
UR 1060	250	170	2551	1122	280	450	141	2400	1085	200	575	1100	950	194	R 2½"	2725	840	1010	770	1260
UR 1070	300	210	3151	1122	280	400	141	3000	1085	200	575	1100	950	194	R 2½"	3325	840	960	955	1380
UR 1080	400	280	4151	1122	280	400	201	4000	1085	200	575	1100	950	194	R 2½"	4325	840	960	1255	1800
UR 1090	500	350	5151	1122	280	500	201	5000	1085	200	575	1100	950	194	R 2½"	5325	840	1060	1560	2800

*10 mm²/s, 40° C

Drive power rating: Type 1000–1011 = 0.005 kW/0.04 A | Type 1020–1060 = 0.021 kW/0.17 A | Type 1070–1090 = 0.12 kW/0.5 A

Operation

without magnetic preseparation

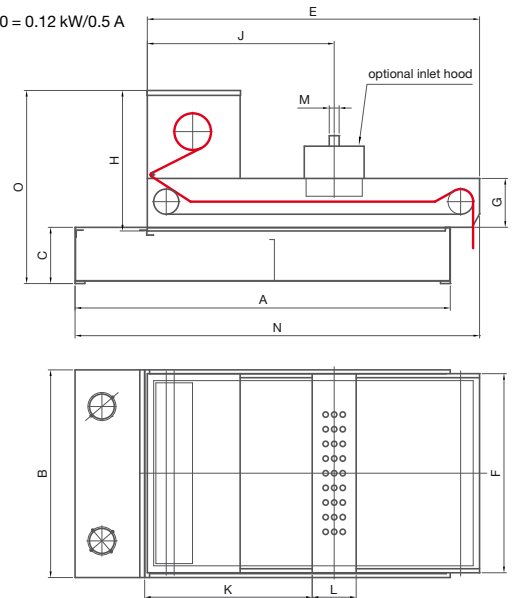
The filter fabric together with its wire mesh band carrier forms a deep trough filter which permits continuous discharge of the filtrate into the liquid tank below. The depositing of contaminants on the filter fabric produces a filter cake which causes the liquid level in the trough filter to rise. A floating switch controls the movement of the filter fabric when the filter trough is full. Therefore, the filter fabric feed is automatic depending on the quantity and permeability of the filter cake.

with magnetic preseparation

The liquid for filtration flows first over a continuously rotating permanent-magnet drum which separates all magnetic contaminants as far as possible. The pre-cleaned liquid is then guided onto the gravity band filter. The purification process described above now begins. The impact of the sludge on the gravity band filter is considerably lower due to this magnetic preseparation, which can lead to filter fabric savings.



Optional: paper end switch



Gravity band filter with permanent-magnet filter fitted as preseparator



Complete system with coolant unit, extraneous oil separator and 2 pumps

Liqui FILTER

Liqui Filter GmbH

Richard-Stocker-Strasse 19 78234 Engen Germany
Phone +49 7733 9402-0 Fax +49 7733 9402-40
E-Mail info@liqui-filter.de Internet www.liqui-filter.de